



MACKINA-WESTFALIA, S.A.

Carretera M-300 Km.29,5 28802 Alcalá de Henares MADRID ESPAÑA
Tel. 00 34 91 889 44 12 Fax. 00 34 91 883 21 74
Email. mackwest@mackina-westfalia.com
Web. www.mackina-westfalia.com





inbules B



Product Description

FLAMEPROOF COMPACT STATION KE32





FEATURES:

Flameproof compact station with multiple configurations. The compartment has two withdrawable chassis, with:

- A chassis power control motor from 15 to 55kW. Housed in a chassis assembly.
- A chassis lighting 525/230Vac 1.5kVA. Housed in a chassis assembly.
- A chassis power control motor from 22 to 92kW. Housed in two chassis assembly.
- A chassis power control motor inverter from 15 to 55kW. Housed in two chassis assembly.

The flameproof compact station, in its basic version, is prepared to supply those machines through wires or flexible cables armed.

COMPACT STATION EQUIPMENT 89914.9000:

Upper compartment including:

Two holes B3U size for power input and busbars. 3 power terminals for receiving two veins of up to 95mm² each.

Two holes B3U size for output to motors through power terminals to receive up to 95 mm² cable.
Inverter switch 250 A with pre-cut.
Presence of lamp voltage after switch.

Two viewers to display parameters of the two outputs including:

- Presence Control Voltage
- Default Thermal
- State Control isolation contactor open
- Motor On
- Chassis OK


Two sets of terminals for auxiliary circuits of each output.

Four holes B1U size to connect the compact station with periphery.

Control compartment

For each chassis:

- Fuse Size 00 aM to receive 16 to 100 A fuses.
- High breaking capacity fuses
- Plug-in system power
- Plug-in system control
- Access port to the overhead compartment.




EQUIPMENT CHASSIS 55kW 89916.9471A:

- Plug-in system power.
- Plug-in system control.
- Pole contactor 150 A.
- Motor protection relay adjustable from 20 to 180 A.
- Isolation contactor control open. Lock-out.
- Control transformer 525V/220V/24V//250VA
- Set of apparatus for maneuvering typical of the module and to enable engagement with the adjacent chassis.
- Self-supporting module.
- Bridge Module for the control system cable/driver.



EQUIPMENT CHASSIS 92 kW 89916.9473A:

- Plug-in system power.
- Plug-in system control.
- Pole contactor 225 A.
- Motor protection relay adjustable from 20 to 180 A.
- Control de aislamiento a contactor abierto. Lock-out.
- Control transformer 525V/220V/24V//250VA
- Set of apparatus for maneuvering typical of the module and to enable engagement with the adjacent chassis.
- Self-supporting module.
- Bridge Module for the control system cable/driver.



EQUIPMENT CHASSIS INVERTER 55kW 89916.9474A :

- Plug-in system power.
- Plug-in system control.
- Two pole contactor 150 A.
- Motor protection relay adjustable from 20 to 180 A.
- Control de aislamiento a contactor abierto. Lock-out.
- Control transformer 525V/220V/24V//250VA
- Set of apparatus for maneuvering typical of the chassis.
- Self-supporting module.
- Bridge Module for the control system cable/driver.



EQUIPMENT CHASSIS LIGHTING 89916.9477A :

- Plug-in system power.
- Plug-in system control.
- Contactor 18 A.
- Circuit Breaker protection.
- Control of isolation by DC injection.
- Set of apparatus for maneuvering typical of the chassis.
- Self-supporting module.
- Bridge Module for the control system cable/driver.





EQUIPMENT MODULE "290" 89916.9490:

Circuit 290 with its secondary elements mounted on a freestanding plate plug directly to the chassis.

The monitoring circuit 290 is intended to type surveillance flexible cables that connect flameproof box and mobile machine rated voltage up to 1000V. Its main functions are:

- Monitoring the breakdown of the protective conductor.
- Monitoring and memorization of short between screens polarized conductor.
- Locking electrical outlets or extension cords.
- Remote from the machine.



Certification:

The flameproof compact station is supplied according to ATEX marking and with respect to EN 60079-0 to EN 60079-1 in terms of protection modes and with respect to the UNE 22520 to 22521 in terms of flameproof box.

Order Details:

89914.9000 Flameproof compact station for two modules.

89916.9471A Chassis 55 kW. Cable output without control module / driver.

89916.9473A Chassis 92 kW. Cable output without control module / driver.

89916.9474A Chassis inverter 55kW. Cable output without control module / driver.

89916.9477A Chassis lighting. Cable output without control module / driver.

89916.9490 Module control cable module / driver.

89914.9001 Complete flameproof compact station with a chassis 55Kw.

89914.9003 Complete flameproof compact station with a chassis 55Kw and basic KE32 gland kit

89914.9005 Complete flameproof compact station with chassis 55Kw and general KE32 gland kit



FLAMEPROOF COMPACT STATION KE32

Date:
18.07.2011

Check:
01

Page:
4



Order format:

Designation	YES	NO	Features
Supply voltage: 380 VAC // 400 VAC // 525 VAC other :			
89914.9000 Flameproof compact station			
89916.9471A Module 55 kW.			
89916.9473A Module 92 kW			
89916.9474A Module inverter 55 kW			
89916.9477A Module lighting			
89916.9490 Kit 290			
Cable entry			Cable type
Supply			
Busbars			
Output 1			
Output 2			
Output Control 1			
Output Control 2			
Output Control 3			
Output Control 4			